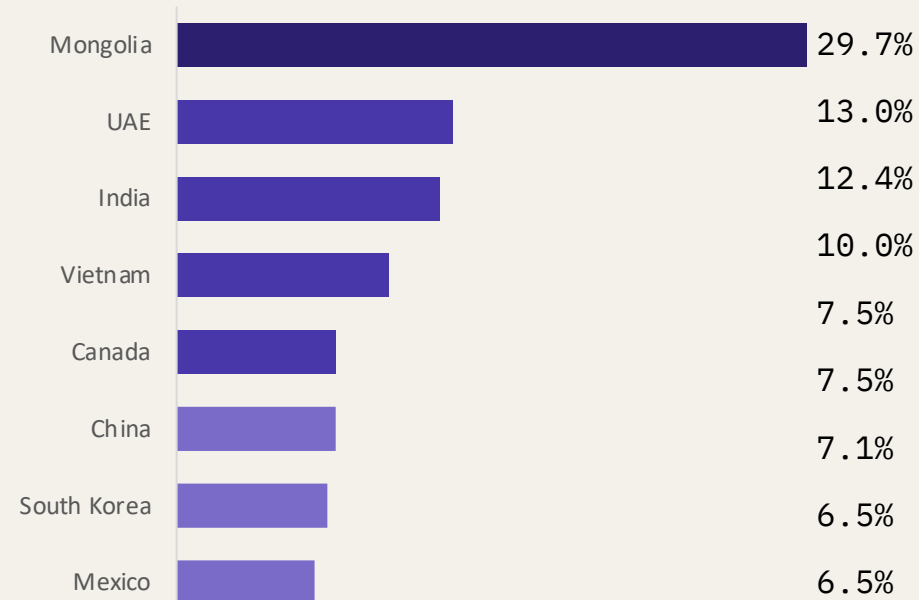


Unlocking investment opportunities in Mongolia's *logistics* industry.

Mongolia's logistics industry is the fastest-growing in the world.

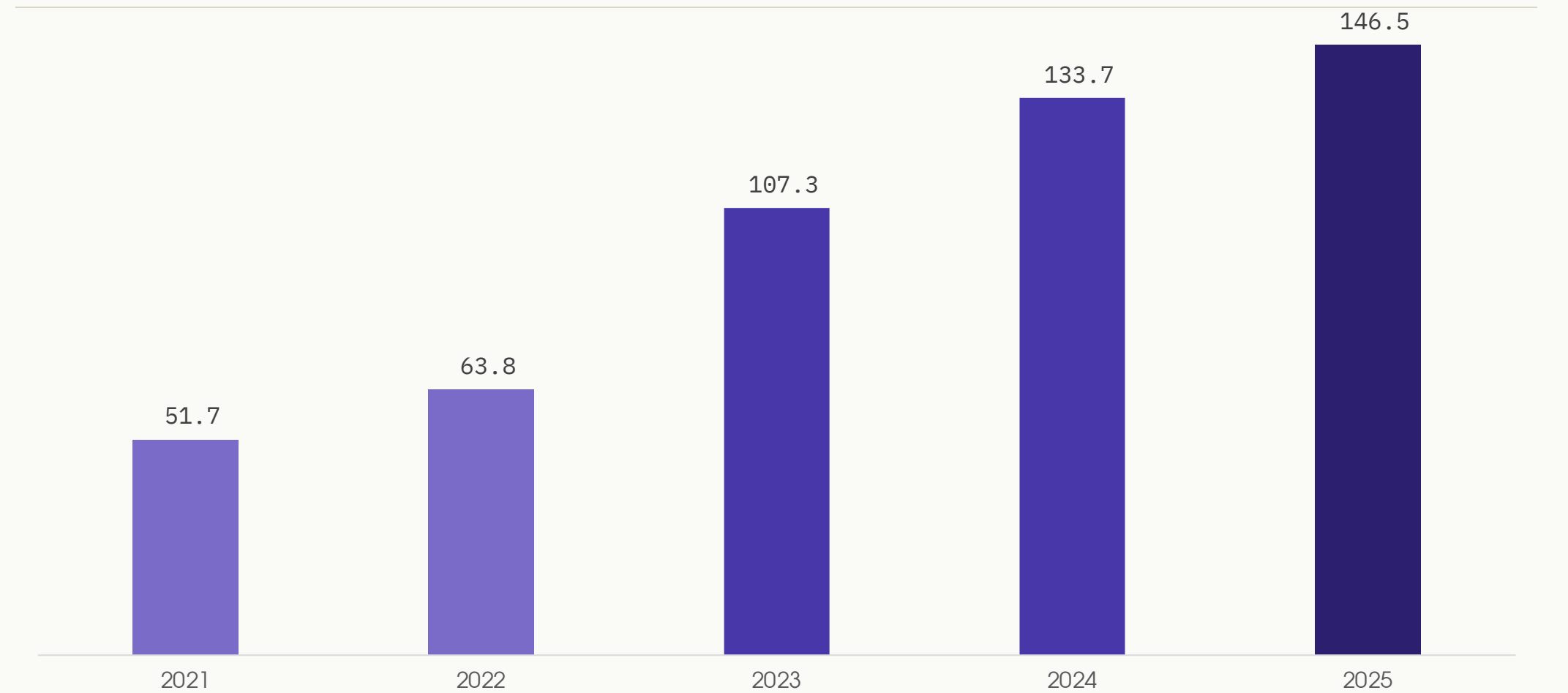
TRANSPORT SECTOR GROWTH · 5-YR CAGR

Mongolia ranks #1 globally in growth



FREIGHT VOLUME

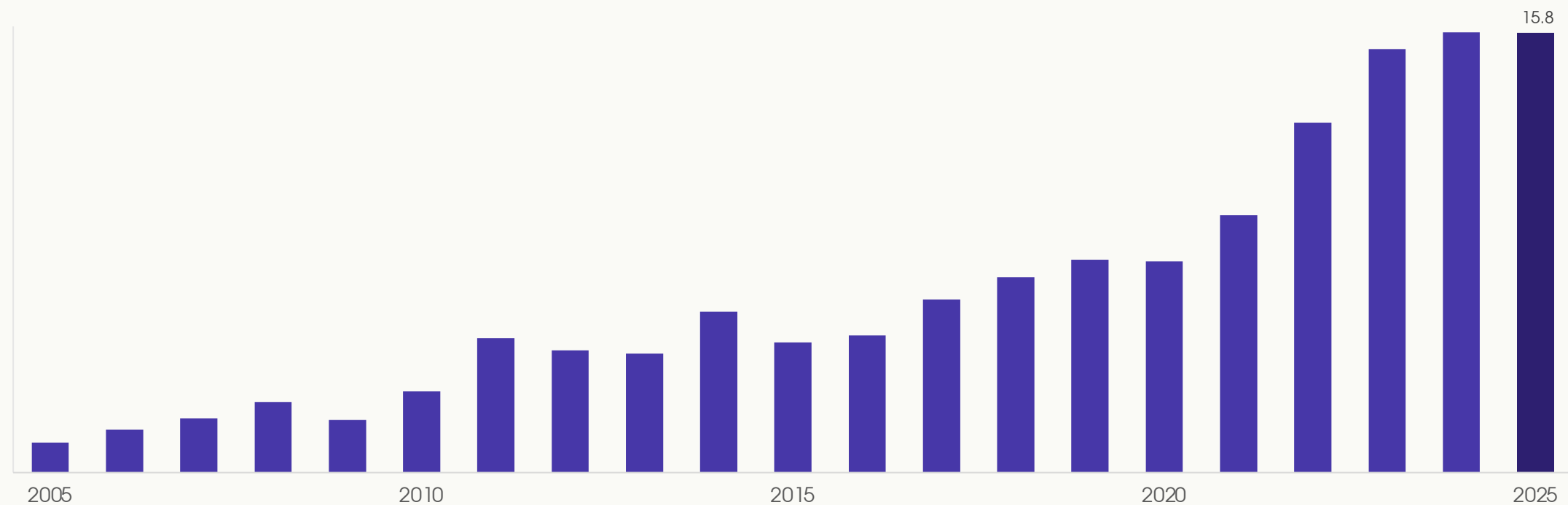
Million tons · 2021–2025



Mining exports are Mongolia's economic backbone.

TOTAL EXPORT VALUE
Billion USD · 2005 → 2025

\$15.8 B
2025 EXPORTS



MINING'S SHARE OF GDP

25%

Mining accounts for one-quarter of GDP — the single largest pillar of the economy.

SHARE OF TOTAL EXPORTS

92%

Of every dollar Mongolia exports, 92¢ comes from mining — driving demand for rail, road and bulk freight.

GDP per capita growth is *accelerating imports*.

MANUFACTURING RANK

121 / 160

Mongolia's global ranking — strong incentive to import manufactured goods.

CONSUMER GOODS

60%

Share of domestic consumer goods that are sourced through imports.

TRADING PARTNERS

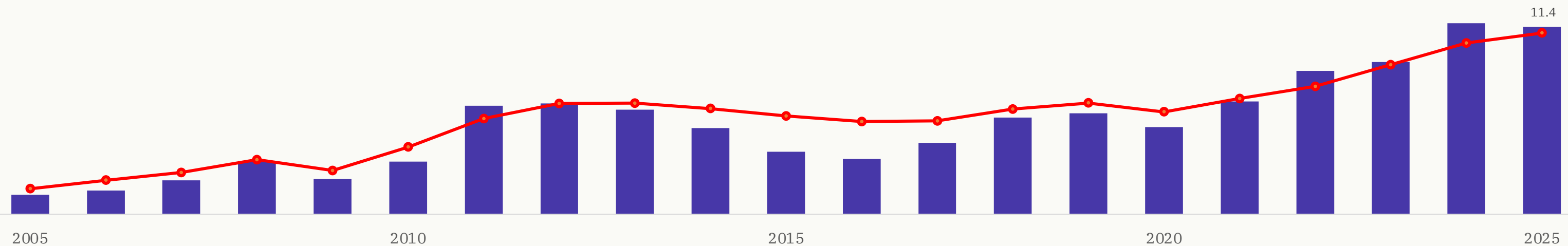
158

Countries Mongolia imports from each year — a truly globalised flow.

IMPORT VALUE & GDP PER CAPITA · 2005 → 2025

Imports (Billion USD) ■ · GDP per capita (USD) —

■ Import (B USD) — GDP per capita



A land bridge between China and the Russian Federation.



CHINA - RUSSIA TRADE GROWTH (PAST 5 YEARS)

2.2 x

VIA MONGOLIA · MARKET SHARE

23 %

Trans-Eurasian rail corridor — Mongolia sits on the direct China–Europe route.

Mongolia's national strategic focus — *three sectors, one direction.*

01

WELL-DEVELOPED

Mining

Oyutolgoi

Erdenet

Tavantolgoi

Tsagaan suvarga

Baganuur

Shivee Ovoo

02

IN FOCUS

Transportation

Hunnu logistic city

East–West railway corridor

Electric vehicles (EV)

Choir–Zamiin-Uud heavy duty road

Border connectivity

03

IN FOCUS

Energy

5 + 7 renewable energy

TPP 5

Giga-scale export

EV charging stations

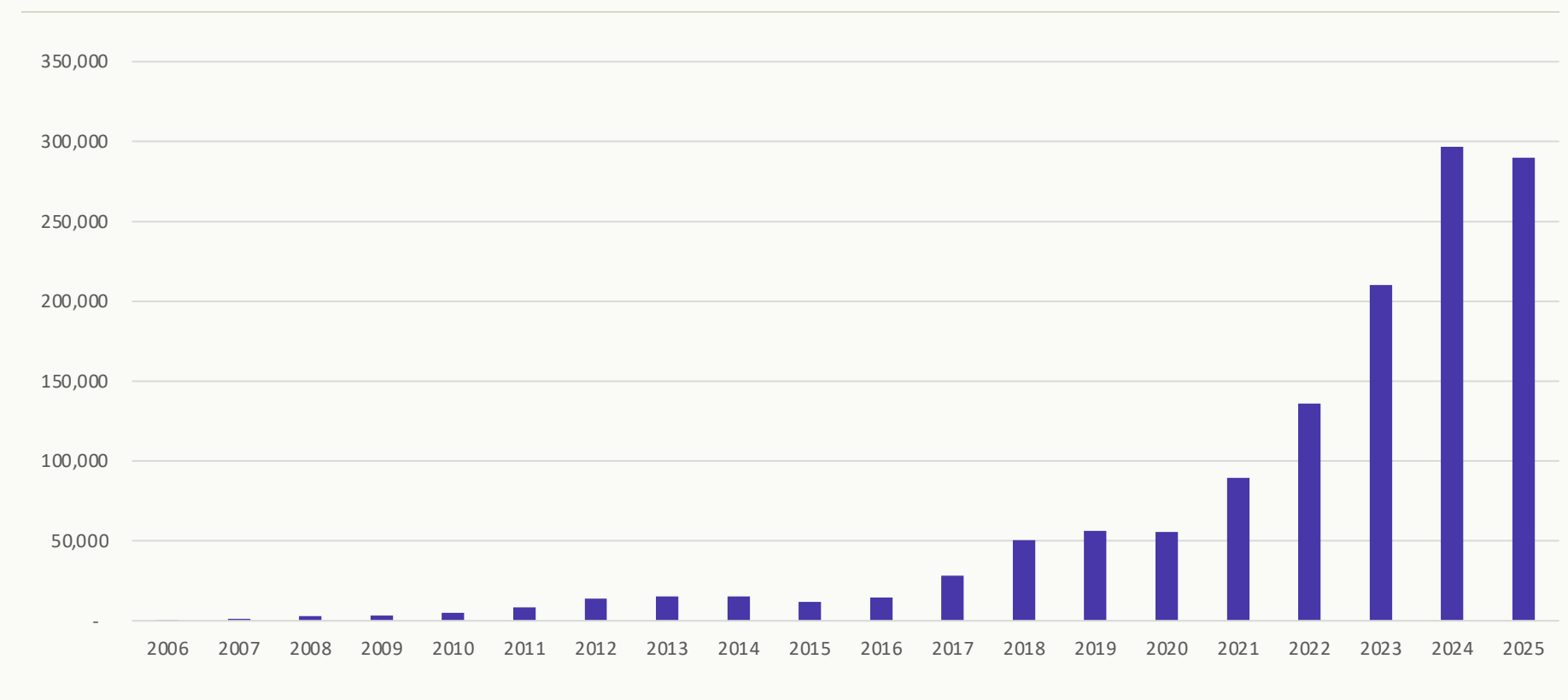
Mongolia's *leading* logistics group.



Founded in 2005 and publicly listed on the Mongolian Stock Exchange in 2023, Monlogistics Holding operates eight subsidiaries across import, export, transit, service and overseas verticals.

ESTABLISHED	2005
STATUS	Public (IPO 2023)
SUBSIDIARIES	8
EMPLOYEES	210
IMPORT / TRANSIT / EXPORT · TEU	15k · 98k · 12k

GROUP REVENUE
Billion MNT · 2015 → 2025



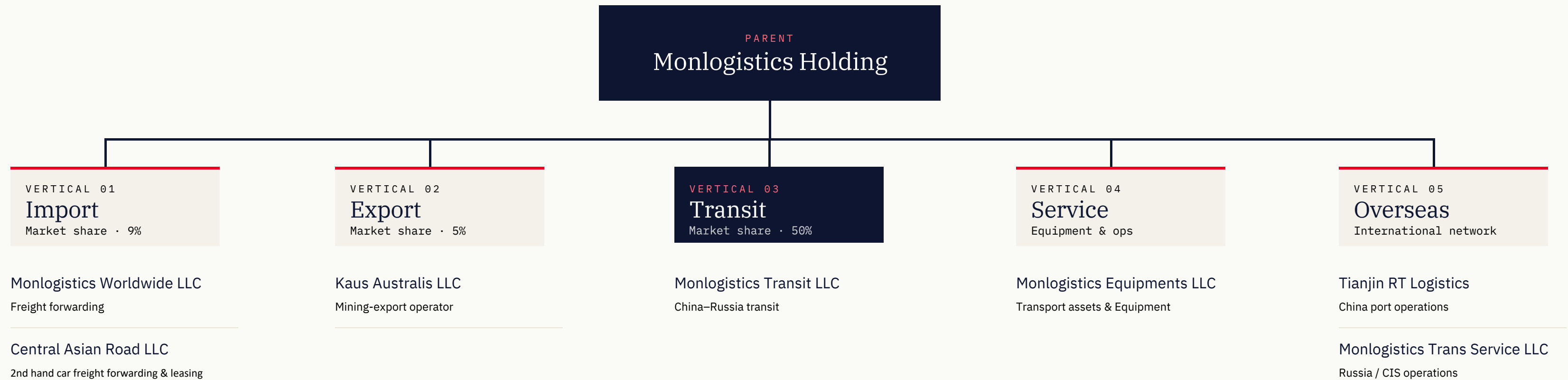
₮ 290 B
2025 REVENUE

2025 NET PROFIT
₮ 9.4 B

10-YEAR REVENUE CAGR
+33%

LISTED ON MSE
2023

Eight operating companies, *five verticals*.



Transit is the group's anchor business — a 50% domestic market share in China–Russia overland flows.

Where we are *deploying capital*.

Monlogistics Group is concentrating its 2026–2030 capex on three strategic pillars.

PILLAR · 01

Transport efficiency

EV stations
Zamin-Uud to Ulaanbaatar

EV trucks
Electric heavy-duty fleet

Solar power plant
PPA

PILLAR · 02

Infrastructure

Hunnu logistic city terminal

Zamiin-Uud dry port

Wagon fleet expansion

UB terminals

Warehouses

PILLAR · 03

Digital

AI-powered digital freight forwarder
Quote-to-delivery automation, dynamic routing, smart customs.

TARGET

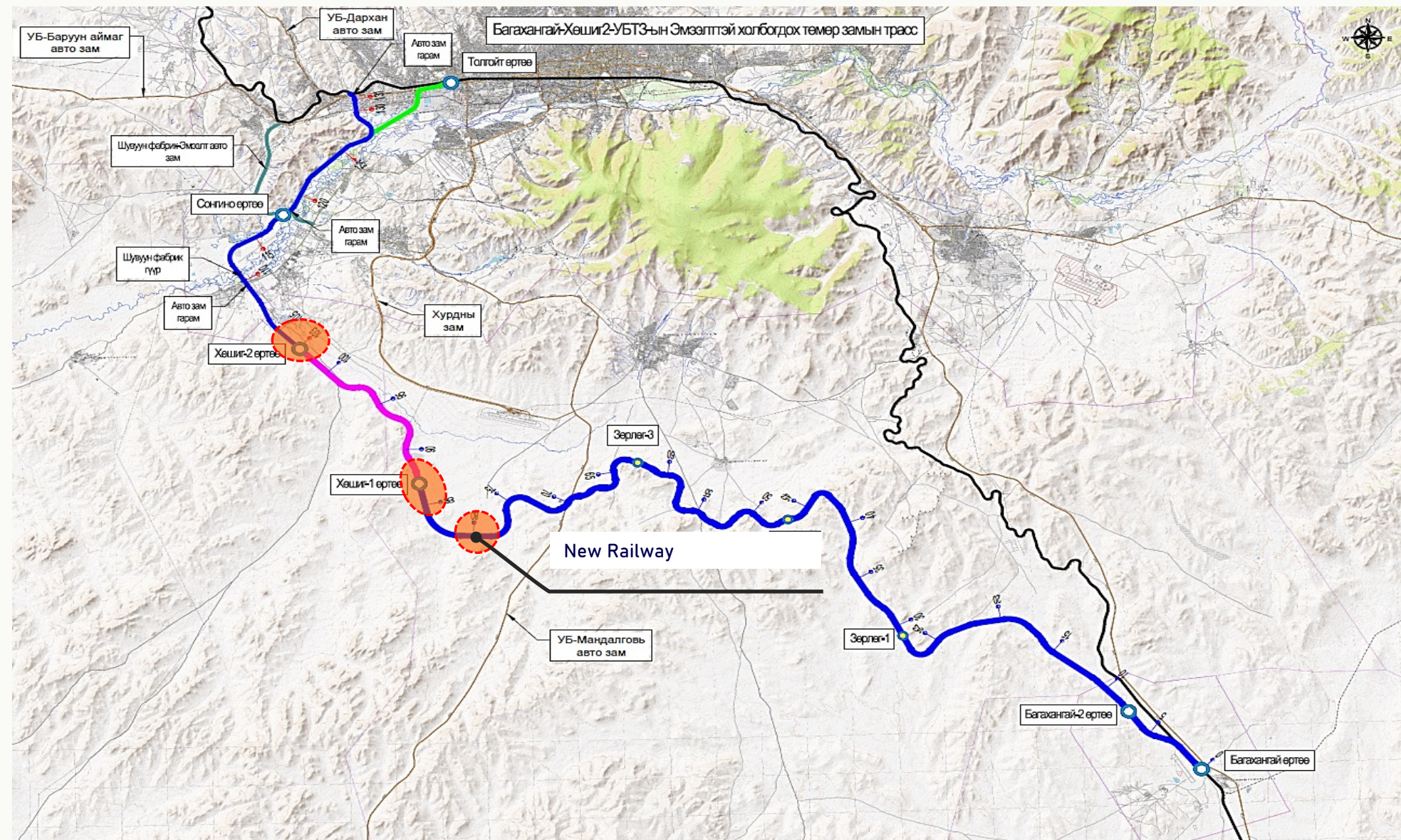
First end-to-end digital freight forwarder in Central Asia.

Where we are *deploying capital*: EV



Where we are *deploying capital: Container yard & Warehouse*

New Railway Routing



Opportunities to *join & invest* in our journey.

Monlogistics Group is open to two structured instruments for institutional partners through 2030.

INSTRUMENT · 01

LISTED · MSE


Equity

INSTRUMENT · 02

PROJECT-LINKED

Loan

Thank you.

 **Khishigbat**
Mongolia



Scan QR code to add me as a friend.